




Technical Education and Skills Development Authority
 East Service Road, South Super Highway, Taguig City

Aging of Cash Advances
 As of May 31, 2021

Name of Employee	Balance	Amount Due					Remarks
		30 days or less	31-90 days	91-365 days	over 1 year to 2 years	over 2 year to 3 years	
ADVANCES TO OFFICERS & EMPLOYEES							
Local Travel							
MUAMMAR A SUMAYAN	40,250.00	-	-	-	40,250.00		
ROMMEL R. MARCOS	2,550.00	-	-	-	2,550.00		
TOTAL for Officers & Employees	42,800.00	-	-	-	42,800.00	-	-
SPECIAL DISBURSING OFFICER							
Gladys Rosales	300,000.00					300,000.00	-
Francisco Fang	171,414.10			171,414.10			
Kimberly Ann Tiburcio	30,000.00			30,000.00			
Ronaldo Buenaventura	430,000.00			425,000.00	5,000.00		Pending documents from the OED-AS in order to record the Liquidaton Entry
Maria Pia Parona	50,000.00	-	50,000.00				
Juliet Orozco	200,000.00	200,000.00					
TOTAL for Special Disbursing Officer	1,181,414.10	200,000.00	50,000.00	626,414.10	5,000.00	300,000.00	-
GRAND TOTAL	1,224,214.10	200,000.00	50,000.00	626,414.10	47,800.00	300,000.00	-

Prepared by: 
NELSON CLYDE L. VILLANUEVA
 Accountant III
 Accounting Division-FMS

Certified Correct by: 
GARRIEL M. SAUGON
 Accountant IV
 OIC-Accounting Division-FMS

OFFICE OF THE AUDITOR
 T E S D A
 RECEIVED BY: 
 DATE: 7/28/21
 TIME: 8:25 AM

CASH ADVANCES MONITORING

As of May 31, 2021

A. CURRENT YEAR											
Fund	Account	Balance as of April 30, 2021	Adjustments on Previous Months		Adjusted Balance as of April 30, 2021	Grants, May 2021	Total	Liquidations, May 2021	% of Liquidation	Ending Balance as of May 31, 2021	No. of Demand Letters Sent
			Grants	Liquidations							
101	Officers and Employees	14,940.00	-	-	14,940.00	-	14,940.00	14,940.00	100.00%	-	-
101	Special Disbursing Officer	250,000.00	-	-	250,000.00	-	250,000.00	-	0.00%	250,000.00	-
101	Payroll	-	-	-	-	-	-	-	-	-	-
TF	Payroll	-	-	-	-	-	-	-	-	-	-
Total		264,940.00	-	-	264,940.00	-	264,940.00	14,940.00	5.64%	250,000.00	-

B. PRIOR YEARS											
Fund	Account	Balance as of April 30, 2021	Adjustments on Previous Months		Adjusted Balance as of April 30, 2021	Grants, May 2021	Total	Liquidations, May 2021	% of Liquidation	Ending Balance as of May 31, 2021	No. of Demand Letters Sent
			Grants	Liquidations							
101	Officers and Employees	61,417.76	-	-	61,417.76	-	61,417.76	18,617.76	30.31%	42,800.00	-
101	Special Disbursing Officer	931,414.10	-	-	931,414.10	-	931,414.10	-	0.00%	931,414.10	-
101	Payroll	-	-	-	-	-	-	-	-	-	-
TF	Special Disbursing Officer	-	-	-	-	-	-	-	-	-	-
Total		992,831.86	-	-	992,831.86	-	992,831.86	18,617.76	1.88%	974,214.10	-

C. GRAND TOTAL (CY and PY)		1,257,771.86	-	-	1,257,771.86	-	1,257,771.86	33,557.76	2.67%	1,224,214.10	-
-----------------------------------	--	---------------------	----------	----------	---------------------	----------	---------------------	------------------	--------------	---------------------	----------

OFFICE OF THE AUDITOR

T E S D A

RECEIVED BY *May*

DATE *7/28/21*

TIME: *8:25 AM*